INVBAT.COM - A.I. MARKETING SUMMARY

INVBAT.COM - A.I.
AUGMENTED INTELLIGENCE
SERVICE PROVIDER

Jan 1, 2017 - Jan 1, 2022

Marketing Website Summary (Monthly)

Data From Google Analytics

Users	Sessions	Pageviews	Bounce Rate
115,608	143,138	655,695	69.1%
	⬆ 329.5%	⬆ 116.5%	⬇ -1.2%

How are site sessions trending?

Last 30 days vs. previous period

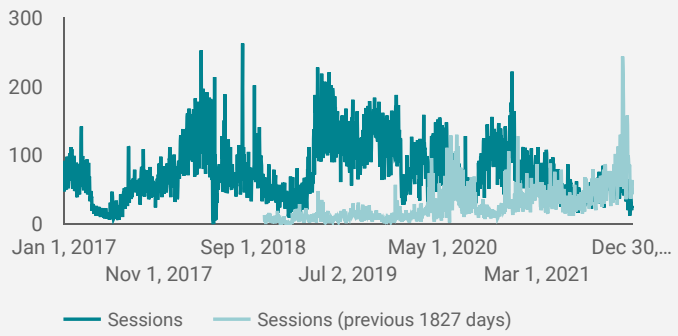

What are the top countries by sessions?

Sessions over the last 30 days

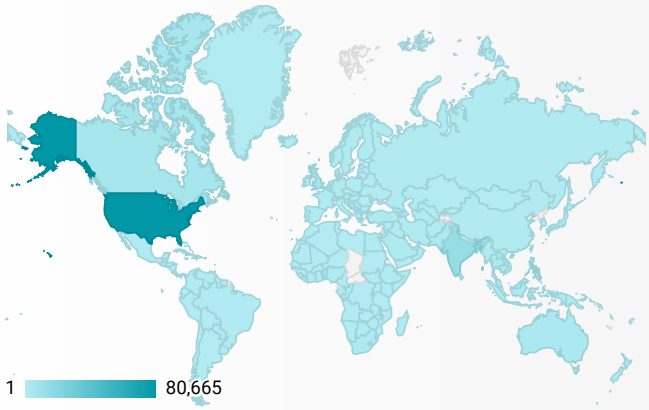

	Country	Sessions	Pageviews
1.	United States	80,665	
2.	India	12,620	
3.	Philippines	5,763	
4.	Canada	4,715	
5.	United Kingdom	4,496	
6.	Australia	2,962	
7.	Malaysia	1,791	
8.	Pakistan	1,676	
9.	South Africa	1,426	
10.	Indonesia	1,416	
11.	Saudi Arabia	1,082	
12.	Nigeria	1,064	
13.	Turkey	884	
14.	Thailand	883	
15.	United Arab Emirates	863	
16.	Bangladesh	843	
17.	Singapore	833	
18.	Germany	743	
19.	South Korea	740	
20.	Mexico	631	

1 - 20 / 207

Which channels are driving engagement?

Goal: Engaged Users

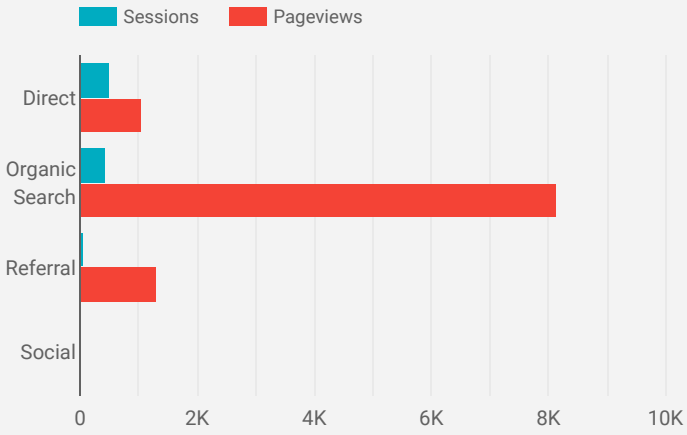

Engagement by Page & Source

Showing the number of user over the past 30 days

	Landing P...	Pagevi...
1.	/8.html	98,312
2.	/1.html	35,948
3.	/154.html	25,391
4.	/34.html	16,047
5.	/154m.html	14,652

1 - 100 / 2313

	Source	Sessio...
1.	google	83,871
2.	(direct)	34,757
3.	bing	8,069
4.	54.88.206.254	5,080
5.	invbat.com	1,407

1 - 100 / 254